



The Effectiveness of Development Performance in Gorontalo Province Over Two Cycles of RPJMD (2012-2022)

Mahludin H. Baruwadi¹, Mahyudin Humalangi², Fitri Hadi Yulia Akib³,
Mohammad Zubair Hippy⁴, Nancy N. Lantepon⁵, Ivana Butolo⁶

^{1,4}Agribusiness Study Program, Faculty of Agriculture, Universitas Negeri Gorontalo

^{2,5,6}Regional Development Planning Agency (Bappeda) of Gorontalo Province

³Development Economics Study Program, Faculty of Economics and Business, Universitas Negeri Gorontalo

Email: mahludinhbaruwadi@gmail.com

Abstract: This research aims to: 1) analyze the effectiveness of development performance achievements in Gorontalo Province over two cycles: RPJMD in 2012-2017 and RPJMD in 2017-2022; and 2) formulate recommendations for the effective achievement of development targets. The method employed was a survey utilizing secondary data in the form of time series with documentation data collection instruments. The effectiveness of development achievements was analyzed using descriptive statistics, and data were presented in tables, figures, and graphs. The effectiveness of development achievements was examined based on the trend of main development indicators in the two RPJMD cycles of Gorontalo Province from 2012-2017 and 2017-2022 and compared with the set targets. The research findings indicate that the development performance of Gorontalo Province during the period 2012-2022 reflects diverse dynamics. Economic growth experienced fluctuations with an initial surge in 2012 and the negative impact of the COVID-19 pandemic in 2020. The Human Development Index showed improvement, indicating efforts to enhance social conditions and the population's welfare, although it remains within the moderate category. The agricultural sector changed with increased maize production due to the Agropolitan program, but further efforts are needed to improve farmers' income and rural economic diversification. Surveys on community satisfaction revealed improvements in the quality of public services and governance and accountability enhancements. Despite positive achievements, Gorontalo Province still faces challenges in achieving better and sustainable performance in improving community welfare.

Keywords: Gorontalo; Development; Economy; Social; Agriculture

Article History:

Received on 02 Mar 2024

Revised on 28 Apr 2024

Accepted on 09 May 2024

Doi: 10.37479

Indexing:

Google Scholar; Portal Garuda; Crossref; SINTA 3 (Science And Technology Index)

The journal allows the authors to hold the copyright without restrictions and allow the authors to retain publishing rights without restrictions. international license.

Copyright © 2024 Author | This open access article is distributed under a Creative Commons Attribution (CC-BY) 4.0 International License

INTRODUCTION

The Law No. 25 of 2004 states that national development planning is a unified procedure for generating development plans in the long term, medium term, and annually, implemented by state institutions and society at the central and regional levels. National Development Planning is designed to produce Long-Term Development Plans, Medium-Term Development Plans, and Annual Development Plans (Hasan, 2018; Chimhowu et al., 2019). The stages of national development planning include plan formulation, plan determination, plan implementation control, and plan implementation evaluation (Sumardi, 2010).

The Gorontalo Province is the 32nd province in Indonesia. It was officially established on February 16, 2001, based on Law Number 38 of 2000 concerning the Formation of Gorontalo Province. In pursuing regional development, it adheres to national development planning. As part of the national development, Gorontalo

Province compiled the Regional Long-Term Development Plan (RPJPD) of Gorontalo Province Year 2007 - 2025, which was stipulated based on Regional Regulation No. 3 of 2009. The RPJPD is intended to provide guidance for the formulation of the Regional Medium-Term Development Plan (RPJMD) and annual plans, simultaneously serving as a macro reference for all local stakeholders, including Provincial and Regency/City Governments, communities, and businesses, in fulfilling their roles as development actors in the region. This includes aspects of local governance, development management, public service provision, as well as active participation of communities and businesses in improving the region's economy and competitiveness. The RPJPD aims to achieve the welfare of the community following the aspirations and goals of the establishment of Gorontalo Province based on the principles of democracy, transparency, accountability, social justice, the rule of law, and protection of human rights in the order of an advanced and independent Gorontalo society in 2025.

Establishing the RPJPD for Gorontalo Province 2007-2025 does not align with the RPJPN 2005-2025 timeframe. This misalignment also affects the cycle of the Regional Medium-Term Development Plan (RPJMD), which does not synchronize with the RPJMN. This disparity arises because Gorontalo Province is a newly established province separated from North Sulawesi Province. For example, in the last two cycles, the RPJMD for Gorontalo Province was set for 2012-2017 and 2017-2022. The RPJMN cycles are in the RPJMN 2010-2014, 2015-2019, and 2020-2024 periods.

The existence of two cycles of the Gorontalo Province's RPJMD for the periods of 2012-2017 and 2017-2022, which fall within the span of three RPJMN cycles, necessitates academic scrutiny regarding the development achievements of the Gorontalo Province. These achievements need to be analyzed to unveil the effectiveness of regional development achievements based on the set development targets. This research aims to: 1) analyze the effectiveness of the development performance achievements of the Gorontalo Province in the two RPJMD cycles; and 2) formulate recommendations for effective development target achievement.

METHODOLOGY

This research was conducted in the Gorontalo Province from May to October 2023. The method employed was a survey using secondary data in the form of time series with documentation data collection instruments. The effectiveness of development achievements was analyzed using descriptive statistics, presenting data in tables, figures, and graphs. The effectiveness of development achievements is assessed through the trend of main development indicators over two RPJMD cycles of Gorontalo Province for 2012-2017 and 2017-2022, compared with the established targets. These indicators include economic development focused on economic growth and inflation; social development concentrates on poverty, the human development index, inequality, and unemployment; agricultural development focused on farmers' exchange rates and food crop production; and other development areas focused on public services, accountability, bureaucratic reform, and financial management. Policy recommendations are based on the results of the analysis of each development indicator.

RESULTS

Development is one of the primary indicators of a country's success in improving the welfare of its society. Development performance can be observed across various sectors, such as the economy, social sphere, agriculture, and other sectors.

Economic Development Performance

Economic development performance refers to the achievement and growth of the economy or various other economic indicators in a country or region in a specific period. According to Todaro (2010: 44), economic growth illustrates the long-term capacity of a country to provide economic goods to its population.

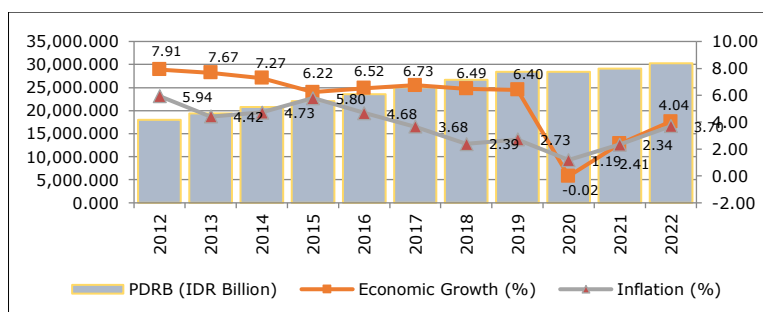


Figure 1. GRDP, Economic Growth and Inflation of Gorontalo Province 2012-2022

The economic growth of Gorontalo Province during the period of 2012-2017 tended to decline, from 7.91% in 2012 to 6.73%. From 2012 to 2015, there was a decline, followed by consistent economic growth in 2016 and 2017. In 2012, the relatively high economic growth of Gorontalo Province indicated an increase in investment, growth in key sectors, or the implementation of the sustainable development plan. However, in the subsequent years, from 2012 to 2015, there was a decline in economic growth. Factors such as fluctuations in global commodity prices,

changes in national economic policies, or regional events influence economic performance or the uncertainty that can be optimized through investment in the Gorontalo Province. The year 2020 posed significant challenges due to the COVID-19 pandemic affecting the world, and the Gorontalo Province was no exception. The impact of this pandemic has had a major effect on the economy, resulting in a negative economic growth of -0.02% in the Gorontalo Province. However, amidst this difficult situation, some sectors have maintained significant growth, even experiencing an increase. The electricity and gas energy sector continues to progress with positive growth due to stable demand for electricity and gas in the face of the pandemic. The need for electricity and gas supply remains essential, especially as many people switch to remote work, and a large number of businesses still need to operate (Oktaviani, 2021; Kabir et al., 2023). This trend indicates that inflation in the Gorontalo Province tends to be influenced by seasonal factors and specific events occurring throughout the year. One interesting trend during this period is a consistent increase in inflation from September to December, caused by several factors, such as increased consumer demand leading up to the year-end holidays and celebrations. This increase in demand can lead to a rise in the prices of various goods and services, thereby contributing to inflation. Agricultural commodities that impact inflation in the Gorontalo Province are typically rice and cayenne pepper.

Performance of Social Development

The high quality of human capital in the Province of Gorontalo is expected to have a tangible impact on the production process, thereby enhancing productivity in both the service and goods sectors, consequently leading to an increase in the Gross Regional Domestic Product (PDRB) in the Gorontalo Province.

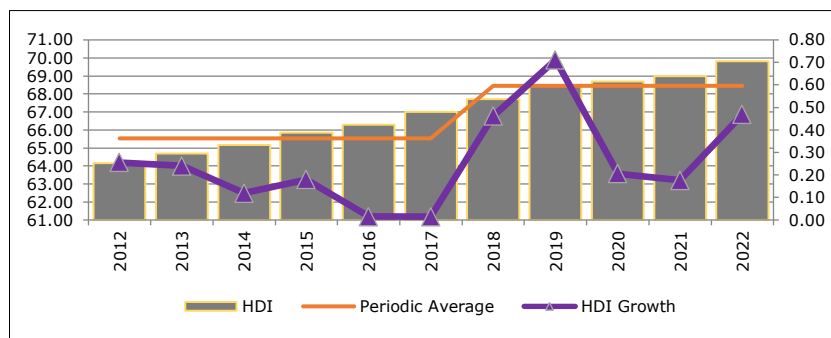


Figure 2. HDI of Gorontalo Province 2012-2022

During the period of 2012-2022, the average Human Development Index reached 66.99%, positioning it within the moderate category. However, what is particularly intriguing is the comparison of HDI between two distinct periods within that decade. From 2012 to 2017, the HDI in Gorontalo Province averaged 65.53%, also falling within the moderate category. Throughout this period, various efforts were made to enhance the population's social, economic, and welfare conditions. Although the HDI category remained the same, the observable improvement between 2012 and 2017 indicates that these efforts began to yield positive results. Furthermore, the increase in HDI during the 2017-2022 is particularly satisfying. During this period, the HDI of Gorontalo Province rose to 68.45%, remaining within the moderate category. Elevating the HDI from the moderate to the high category necessitates a series of planned and sustainable actions, particularly education (Kooi et al., 2013; Sherwani et al., 2017). Education must be prioritized to achieve a high HDI category, which includes improving access to and quality of education from primary to tertiary levels. Investments in educational infrastructure, teacher training, and scholarship programs can foster a more educated and skilled society (Nasution, 2019; Dasic et al., 2020). Additionally, the healthcare sector also plays a pivotal role in optimizing the HDI (Wang & Arah, 2017). Improved access to quality healthcare services, enhancement of community nutrition, and efforts to reduce infant and maternal mortality rates will significantly contribute to enhancing HDI (Lestari, 2017; Banik et al., 2022).

The number of poor population refers to the total number of individuals or families within a certain area or population living below the poverty line. The poverty percentage measures the relative poverty level within a region and aids in understanding the economic inequality levels within society.

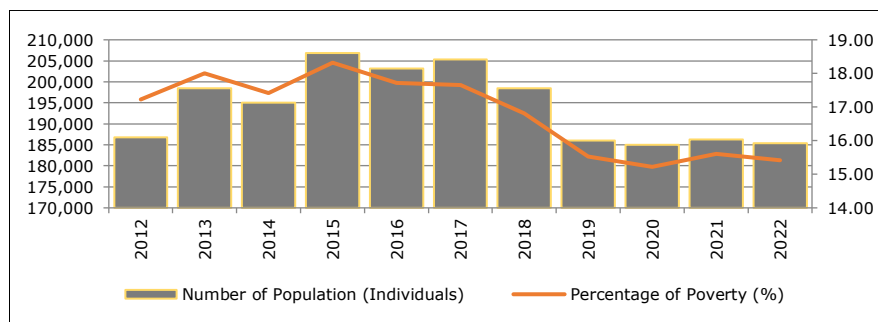


Figure 3. Number and Percentage of Poor Population in Gorontalo Province 2012-2022

The number of poor population in Gorontalo Province from 2012 to 2017 and 2017-2022 tended to vary and be dynamic. In 2012, Gorontalo Province had 186,760 impoverished individuals, with a poverty percentage of 17.22%. This figure depicts a portion of the population living below the poverty line, where factors such as population growth, access to employment, and income inequality have contributed to the high poverty percentage. An increase in the poor population was observed in 2017, reaching 205,370 individuals, or 17.65% of the population of Gorontalo Province. This increase was caused by various factors, including migration, population growth, economic changes, and others, indicating a tendency for the number of poor populations to increase during that period.

The Gini Ratio describes equality and inequality, ranging from income to distribution. The score ranges from 0 to 1. A score of 0 indicates perfect equality, while 1 represents complete inequality or no equality at all.

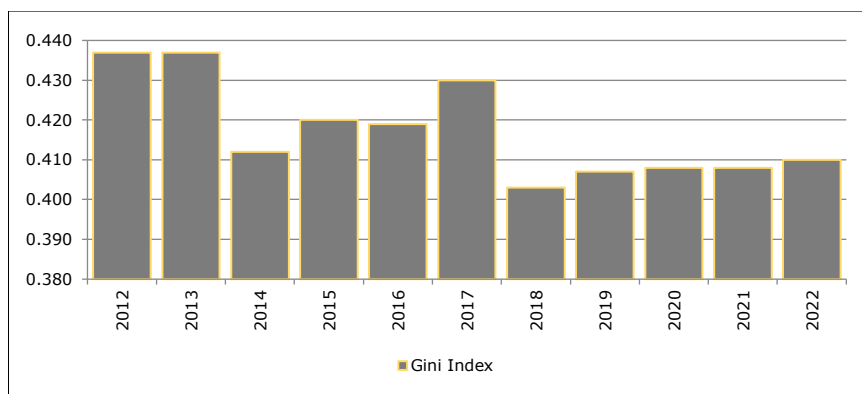


Figure 4. Inequality in Gorontalo Province 2012-2022

In Gorontalo Province, inequality during 2012-2022 fluctuated with an average Gini Index of 0.417, decreasing by 0.027 points from 2012 to 2022. It is noted that during 2012-2017, the average Gini Index was 0.426, decreasing by 0.07 points from 2012 to 2017. Subsequently, during 2017-2022, the average Gini index was 0.411, decreasing 0.20 points from 2017 to 2022. This larger decrease may reflect improvements in income distribution and stronger efforts to reduce inequality during this period. Fluctuations in the Gini index can be influenced by various factors, including changes in economic growth, income redistribution policies, and labor market dynamics (Černiauskas et al., 2022; Ali & Asfaw, 2023; Wang et al., 2024). The decrease in the Gini index is a positive sign in efforts to reduce economic inequality and improve the welfare of society in Gorontalo Province. However, sustainable efforts are still needed to achieve lower levels of inequality (below 0.400) and a more stable income distribution in Gorontalo Province. Collaboration across various sectors will significantly improve income equality for a better Gini index in Gorontalo Province.

Unemployment refers to the segment of the active workforce actively seeking employment, and individuals in this category are typically included in unemployment statistics.

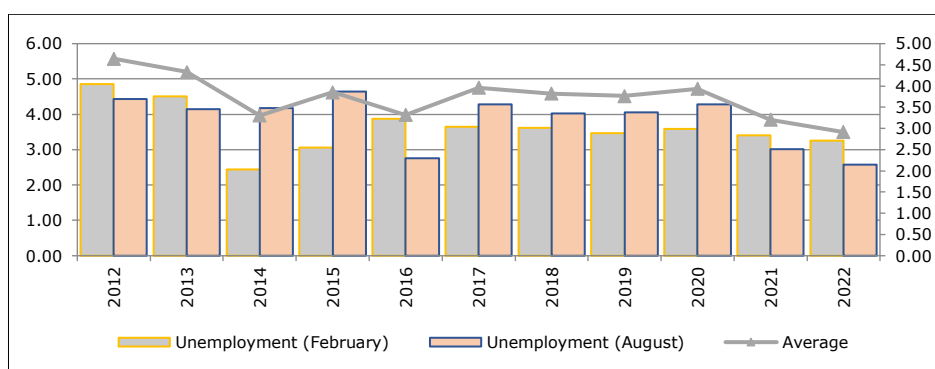


Figure 5: Unemployment in Gorontalo Province 2012-2022

Unemployment is one of the crucial indicators in the aspect of employment that becomes a concern in evaluating the performance of social development in a region. During 2012-2022, Gorontalo Province experienced fluctuations in the level of unemployment, reflecting the challenges faced by the government and society in creating stable and adequate employment opportunities. At the beginning of the period, from 2012 to 2017, the unemployment rate in Gorontalo Province was 3.90%. Further, from 2017 to 2022, unemployment decreased to 3.60%. This decline can be interpreted as a positive development in terms of creating job opportunities and improving people's economic welfare. Despite the decline, in 2020, there was a significant rise in the unemployment rate, which was potentially influenced by the impact of the COVID-19 pandemic that affected numerous economic sectors (Fikri & Gopar, 2021; Krisnandika et al., 2021). This indicates that new challenges have emerged affecting employment in

the Gorontalo Province. Although fluctuations occurred during the period, the average unemployment during 2012-2022 was approximately 3.73%. Although there were increases in some years, this average remains relatively low, illustrating the potential for continued efforts to enhance community job creation and skills training.

Performance of Agricultural Development

Crop Area Harvested, Production, and Productivity of Agricultural Commodities are three closely related concepts in the analysis and monitoring of the agricultural sector. Food crops are highly familiar commodities extensively cultivated by farmers in the Gorontalo Province, particularly paddy rice and maize.

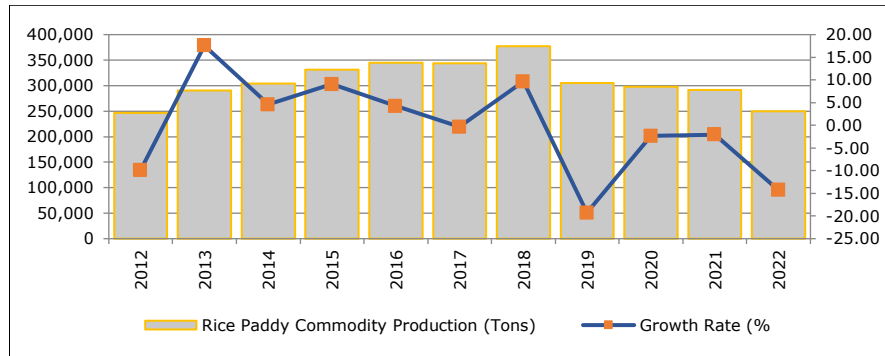


Figure 6. Development of Rice Paddy Commodity Production in Gorontalo Province

The trend of wet rice production in the Gorontalo Province during 2012-2022 reflects the dynamics of the agricultural sector in the region. In the initial period from 2012 to 2017, wet rice production in the Gorontalo Province tended to increase, indicating growth in paddy rice production attributed to several factors, including the adoption of improved agricultural technology, utilization of superior seed varieties, and more efficient farming practices. In 2018, paddy rice production in the Gorontalo Province also experienced an increase, marking the continuation of the growth trend in rice farming efforts. However, subsequently, there was a decline in production from 2018 to 2022 due to various factors such as weather fluctuations, natural disturbances, changes in farming practices, or economic factors, as well as land use conversion of paddy rice agricultural land into residential areas or housing (Ruminta, 2016).

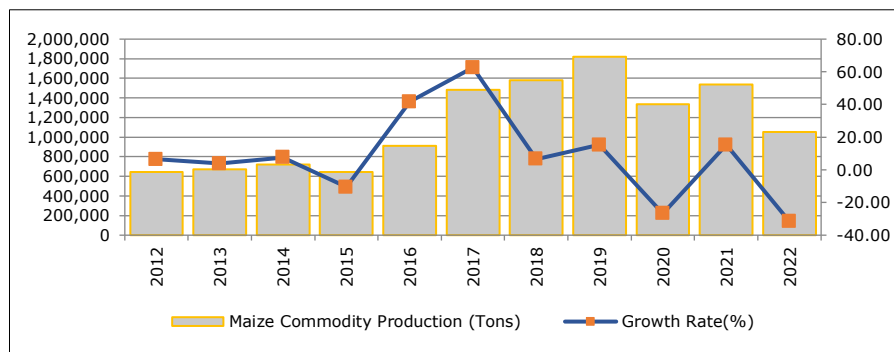


Figure 7. Development of Maize Commodity Production in Gorontalo Province

The cultivation of maize has been the primary focus of farmers in the Gorontalo Province since the implementation of the Agropolitan program by the provincial government. During the period 2012-2017, maize production in this region experienced a significant increase as a result of various programs promoted by the Gorontalo Provincial Government in collaboration with the Central Government, particularly the Ministry of Agriculture, within the framework of the Upsus Pajale program (Special Effort to Increase Rice, Maize, and Soybean Production). Agropolitan integrates various aspects of agriculture, including modern farming practices, appropriate technology utilization, natural resource management, and government support in efforts to enhance farmers' welfare and the agricultural sector's growth (Basuki, 2012; Nawangsih, 2022). Challenges and opportunities persist in sustaining the growth of the agricultural sector, including maize, in the long term. The Gorontalo Provincial Government needs to continue to promote innovation, training, technology development, and sustainable support to ensure that the agricultural sector in Gorontalo Province can continue to thrive and benefit both farmers and the community (Klau et al., 2019; Surya et al., 2021). Continuous efforts are needed to improve the quality of plant varieties, implement sustainable farming practices, provide strong government support, and diversify agricultural strategies in order to support sustainable growth of the maize agricultural sector in Gorontalo Province.

The dominant profession of farmers in Gorontalo Province is undoubtedly a crucial step in determining the extent to which farmer welfare can be assessed by understanding the level of the Farmers' Exchange Rate (NTP) in Gorontalo Province.

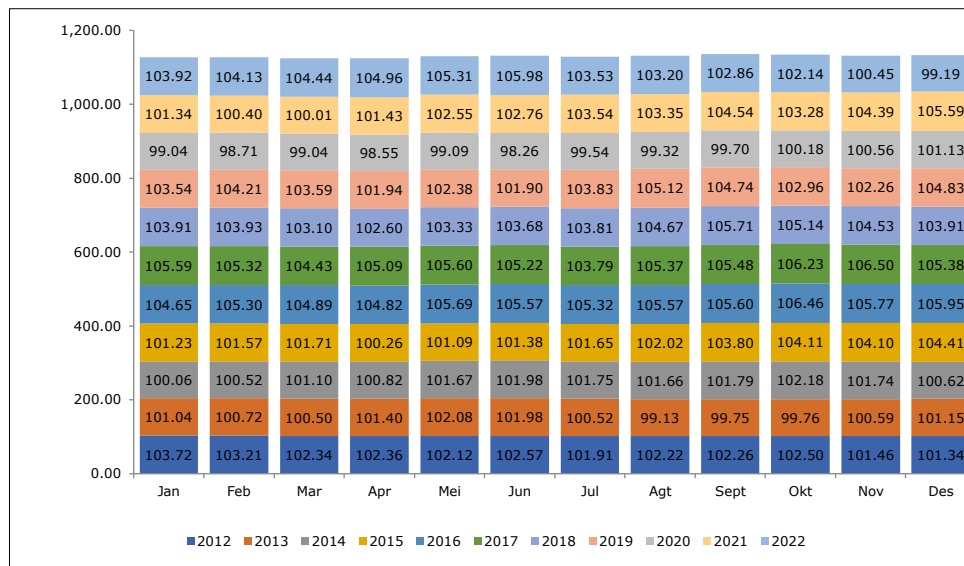


Figure 8. Farmer Exchange Rate (NTP) in Gorontalo Province

The Farmers' Exchange Value in Gorontalo Province between 2012 and 2022 reached an average of 102.77%. This value is greater than 100%, indicating that the index received by farmers (It) is higher than the index paid by farmers (Ib), resulting in good profitability for farmers in their agricultural activities. When divided into two periods, it is observed that the average NTP for 2012-2017 was 102.91%, and for 2017-2022, the average NTP was 103.06%.

Observations on the NTP in the Gorontalo Province during 2012-2022 reveal an intriguing paradox concerning the welfare of farmers and poverty. The NTP in the Gorontalo Province consistently exceeds 100%, ostensibly indicating that farmers experience financial surplus or are capable of generating profits from agricultural business. However, the paradox lies in the fact that, despite the NTP value surpassing 100%, individuals working in the agricultural sector remain the largest contributors to poverty, reflecting a complex dynamic involving farmer welfare and factors influencing the poverty level in the Gorontalo Province.

NTP serves as a crucial parameter in measuring farmer welfare. When its value exceeds 100%, it should ideally serve as a positive indicator, indicating that the income received by farmers through agricultural product sales surpasses production costs. The ideal NTP value should range between 120% to 130%, a compelling concept based on the assumption that if someone intends to apply for credit or borrow money, the minimum allocation for living expenses should be around 30% of total income. This effort aims to depict the true extent of farmers' conditions and provide financial protection for farmers and their families in facing emergencies, enabling them to have the resources to invest in agricultural enterprises. To address this paradox, further attention is needed on farmer income management, economic diversification in rural areas, and enhancing access to financial services that can assist farmers in managing risks and planning long-term investments. Moreover, greater efforts are needed to integrate the agricultural sector with other economic sectors, ensuring farmers' incomes become more stable and sustainable. Thus, the high value of NTP can reflect the welfare of farmers rather than merely being a statistical figure that does not always reflect the reality in the field (Dahiri, 2022; Korneeva et al., 2023).

Development Performance in Other Sectors

Public service is a measurement of government success in fulfilling its duties and functions within a given region. The Community Satisfaction Survey integrates data and information encompassing the level of satisfaction among the populace, obtained through both quantitative and qualitative measurements of public opinion regarding the services received from public service providers.

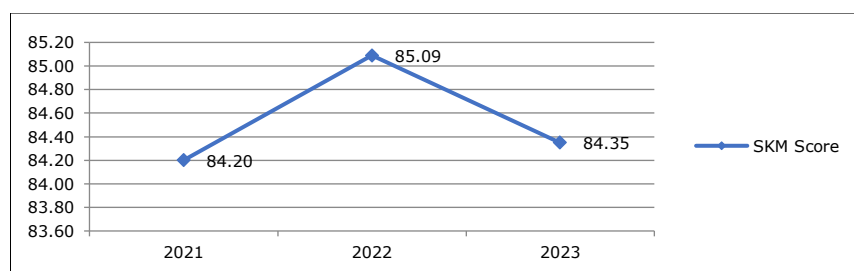


Figure 9. Results of Community Satisfaction Survey in Gorontalo Province

The results of the community satisfaction survey obtained from 2021 to 2022 indicate an increasing trend, suggesting that the efforts of the Gorontalo Provincial Government to enhance the quality of public services have yielded positive outcomes. The populace is more satisfied with the services received, reflecting the Gorontalo Provincial Government's capability to meet its constituents' expectations and needs while delivering more efficient and effective services. However, from 2022 to 2023, the survey results show a decline in the level of public satisfaction with public services. Despite this decline, the satisfaction level remains at a level considered satisfactory, indicating that the Gorontalo Provincial Government continues to provide services that are generally well-received by the public.

Government improvement and management system reform are crucial agendas within the ongoing bureaucratic reform pursued by the current government. The government management system is expected to enhance accountability while improving results-oriented performance.

Table 1. SAKIP Score and Bureaucratic Reform Index in Gorontalo Province

Year	SAKIP		Bureaucratic Reform	
	Score	Predicate	Index	Category
2014	-	C	-	-
2015	55,15	CC	-	-
2016	56,77	CC	55,05	CC
2017	60,21	B	60,32	B
2018	63,22	B	61,36	B
2019	67,71	B	63,71	B
2020	68,05	B	63,36	B
2021	67,63	B	66,33	B
2022	68,27	B	69,61	B

Source: Gorontalo Provincial Government, 2023

The increase in the SAKIP (Government Agency Performance Accountability System) score of the Gorontalo Provincial Government from 2014 to 2022 reflects a positive development in the governance of local administration. Starting with a C grade and then reaching a B in 2022 is a significant indication that the Gorontalo Provincial Government has made significant efforts to enhance effectiveness, efficiency, and accountability in the utilization of public funds and the provision of public services. The increase in the bureaucratic reform index in the Gorontalo Provincial Government from 2016 to 2022, initially categorized as CC and later achieving a B predicate in 2022, is a commendable achievement. This reflects the strong commitment of the Gorontalo Provincial Government to achieving better governance, efficiency, and responsiveness to the needs of the community. This increase also reflects the ongoing efforts made by the Gorontalo Provincial Government to implement improvements and innovations in various bureaucratic aspects. One indicator of success is the increase in the leverage component value within the bureaucratic reform index, which indicates that the local government has successfully improved crucial aspects of governance, such as budgetary effectiveness, accountability, and transparency (Labolo & Indrayani, 2016; Manbait et al., 2022).

Government improvement and management system reform are crucial agendas within the ongoing bureaucratic reform pursued by the current government. The government management system is expected to enhance accountability while improving performance-oriented outcomes.

Table 2. SAKIP Score and Bureaucratic Reform Index in Gorontalo Province

Period of 2012-2017			Period of 2017-2022		
No	Year	BPK Opinion	No	Year	BPK Opinion
1	2012	WDP	7	2017	WTP
2	2013	WTP	8	2018	WTP
3	2014	WTP	9	2019	WTP
4	2015	WTP	10	2020	WTP
5	2016	WTP	11	2021	WTP
6	2017	WTP	12	2022	WTP

Source: Gorontalo Provincial Government, 2023

The Gorontalo Provincial Government has consistently achieved positive outcomes in financial management. In 2012, it obtained a qualified opinion (WDP) and subsequently made various efforts to attain a better opinion from the Supreme Audit Agency (BPK). Ultimately, from 2013 to 2022, it continuously obtained an unqualified opinion (WTP) for 10 consecutive years. The Gorontalo Provincial Government's achievements in financial management have garnered positive attention and served as an inspiring example for many local governments across Indonesia. In 2012, the province successfully obtained a "qualified opinion" (WDP) in the examination conducted by the Supreme Audit Agency (BPK). However, the Gorontalo Provincial Government was not content with this achievement and made maximal efforts to enhance regional financial governance. Consequently, from 2013 to 2022, the province recorded remarkable achievements by consistently obtaining an "unqualified opinion" (WTP) for 10 consecutive years. The WTP opinion is the highest that can be given by the BPK, indicating that Gorontalo Province has reached the highest standards in terms of transparency, accountability, and integrity in the management of public finances.

Based on these findings, it is important to formulate various recommendations for effective development. These recommendations can assist the Province of Gorontalo in achieving sustainable economic growth, improving community welfare, and reducing social inequality. By focusing on various sectors and aspects of development, the Province of Gorontalo can advance its population's welfare and enhance the region's competitiveness on both national and global scales.

1. Economic Diversification and Infrastructure Investment

The Provincial Government of Gorontalo must promote economic diversification by supporting non-agricultural sectors such as industry, tourism, and services. Diversification can help reduce dependence on the agricultural sector and mitigate the impact of fluctuations in global commodity prices. Additionally, investment in infrastructure supporting economic growth, such as transportation networks, electricity, and telecommunications, is necessary.

2. Human Resources Development

Efforts to enhance the Human Development Index (HDI) must be intensified by prioritizing education and healthcare. Investment in education, training, and improving access to quality healthcare services will help enhance human quality, productivity, and community welfare.

3. Social Welfare Programs and Poverty Reduction

Improvements in poverty alleviation efforts must be prioritized. The Provincial Government of Gorontalo can formulate effective social programs, including social assistance programs, skills training, and economic empowerment for vulnerable social groups.

4. Sustainable Agriculture and Agricultural Technology

In the agricultural sector, there is a need to support sustainable farming practices, including the adoption of modern technology, crop diversification, and wise natural resource management, to enhance productivity and agricultural resilience to climate change and market uncertainties.

5. Enhancing Government Management and Public Services

The Provincial Government of Gorontalo must continually improve government management and public services, including enhancements in transparency, accountability, and efficiency in the use of public funds. Greater efforts are needed to ensure quality and efficient public services to meet the community's needs.

DISCUSSION

The Gross Regional Domestic Product (GRDP) data of Gorontalo Province indicates the regional economic development. From 2012 to 2020, the GRDP of Gorontalo Province exhibited relatively stable growth. However, in 2020, the impact of the COVID-19 pandemic resulted in negative economic growth. Nevertheless, in 2021 and 2022, the GRDP experienced a significant recovery, showcasing the concerted efforts of the local government in maintaining economic stability and supporting growth. Furthermore, the economic growth of Gorontalo Province exhibits diverse trends. From 2012 to 2017, the growth tended to decline but experienced an increase from 2017 to 2022. The year 2020 became a critical year with negative economic growth due to the pandemic. However, there was a recovery in 2021 and 2022, although with growth rates that were not equivalent to the period 2012-2019. Inflation in Gorontalo Province during the evaluation period tended to fluctuate, with certain increases, particularly in the months leading up to holidays and Christmas. An increase in the prices of some commodities, such as cayenne pepper and rice, caused inflation. There is also a direct impact from the increase in fuel prices (BBM), affecting the prices of various products and services that use BBM. Gorontalo Province has faced economic and regional financial growth challenges from 2012 to 2022. The COVID-19 pandemic has significantly impacted economic growth, but efforts to improve regional financial management have helped achieve a financial surplus.

There is potential to enhance fiscal independence further and reduce dependence on the central government through diversification of regional revenue sources and efficiency in regional financial management. Evaluation of this economic development could be beneficial in formulating further policies to enhance the economic development performance of Gorontalo Province in the future. The evaluation of social development performance in Gorontalo Province depicts positive achievements in several aspects, such as increased Human Development Index, healthcare, education, and employment opportunities. However, there are still challenges in addressing poverty, inequality, and some educational issues. Thus, Gorontalo Province must continue to enhance the welfare of its residents and achieve better social development goals. There is a need for better planning, efficient resource allocation, and more effective program implementation in efforts to achieve greater community welfare in the future. Agriculture plays a crucial role in the economy of Gorontalo Province. This province's evaluation of agricultural development encompasses several key sectors, such as food crops, horticulture, plantation crops, livestock, forestry, and NTP. Food crops in Gorontalo Province, especially maize and rice, have significant potential in supporting food security. During certain periods, there has been an increase in maize and rice production, particularly in line with government programs supporting production enhancement. However, production has decreased in recent years, especially in 2022, due to land use conversion and the prohibition of planting maize on mountain slopes with a 15-degree incline. Further efforts are needed to enhance agricultural productivity and

quality, as well as more efficient water resource management to achieve sustainable food security.

In general, NTP has been above 100%, indicating that farmers have benefited from agricultural activities. However, challenges persist in the agricultural sector, especially concerning the increase in farmers' income. It is essential to continue promoting NTP improvement and ensuring that agricultural produce can be sold fairly. To enhance agricultural development in Gorontalo Province, further investment in agricultural technology improvement, farmer training, agricultural infrastructure development, and adequate financial support is needed. Collaboration among the government, farmers, and various stakeholders will be key to achieving sustainable growth and improving farmers' welfare in Gorontalo Province. Additionally, awareness of environmental preservation and natural resource sustainability needs to be continually improved to maintain agricultural sustainability in Gorontalo Province, which remains the sector with the highest share in the GDP structure of Gorontalo Province.

The performance of development in Gorontalo Province regarding bureaucracy and public services encompasses an evaluation of how the local government executes administrative tasks, provides public services, and interacts with the community. These aid in assessing progress in bureaucratic reform efforts and improving the quality of public services. The Gorontalo Provincial Government has focused on enhancing community public services. This is reflected in the continuously increasing results of community satisfaction surveys. The community satisfaction index is a tool used to measure the extent to which the community perceives public services. The improvement in the community satisfaction index indicates that the efforts of the Gorontalo Provincial Government to enhance the quality of public services have yielded positive results. The community expressed more satisfaction with the services provided by the local government.

During the period 2012-2022, the Gorontalo Provincial Government has documented an improvement in the opinions provided by the Supreme Audit Board (BPK). The Gorontalo Provincial Government successfully escalated its opinion from "Qualified Opinion (WDP)" in 2012 to "Unqualified Opinion (WTP)" for 10 consecutive years. The WTP opinion indicates that local financial management is adequate and transparent. This improvement demonstrates the local government's commitment to managing public funds effectively. Additionally, the Gorontalo Provincial Government has prioritized transparency and accountability in governance. Gorontalo Province has managed to elevate its Government Agency Performance Accountability System (SAKIP) scores and bureaucratic reform index, demonstrating efforts towards a more transparent, accountable, and efficient governance. This improvement signifies the commitment of the Gorontalo Provincial Government to bureaucratic reform and enhancing the quality of public services.

The Gorontalo Provincial Government has recorded a positive performance in various aspects of development, ranging from public services to security, and financial management, as well as transparency and accountability. These achievements are the result of sustained commitment and efforts to administer governance more effectively for the people of Gorontalo Province.

CONCLUSION

Based on the analysis of development performance in Gorontalo Province across various sectors, several crucial findings can be identified; Economic growth in Gorontalo Province experienced fluctuations from 2012 to 2022. Initially, the high economic growth in 2012 indicated positive signs but experienced a decline until 2015. The impact of the COVID-19 pandemic resulted in negative economic growth in 2020. The electricity and gas procurement sector remained strong, given the stable demand. Fluctuations in global commodity prices, changes in national economic policies, and regional events influenced economic performance. The Human Development Index of Gorontalo Province has shown improvement from 2012 to 2022, indicating positive efforts to improve the population's social, economic, and welfare conditions. However, although the HDI is within the moderate category, efforts to achieve a higher category require improvements in access and quality of education as well as a resilient healthcare sector. Rice paddy production exhibited growth until 2018 but subsequently experienced a decline. Conversely, maize production has witnessed a significant increase since the implementation of the Agropolitan program. The Farmer Exchange Rate tends to be positive; however, there exists a paradox as the number of individuals employed in the agricultural sector remains the largest contributor to poverty. Thus, there is a pressing need for further efforts to manage farmers' income and diversify the rural economy. The community satisfaction survey results indicate an improvement, illustrating the efforts of the Gorontalo Provincial government to improve the quality of public services. Additionally, the increase in the SAKIP score and the bureaucracy reform index demonstrates the government's commitment to improving local governance and accountability.

REFERENCES

- Ali, A. K., & Asfaw, D. M. (2023). Nexus between inflation, income inequality, and economic growth in Ethiopia. *Plos one*, 18(11), e0294454.
- Banik, B., Roy, C. K., & Hossain, R. (2023). Healthcare expenditure, good governance and human development. *EconomiA*, 24(1), 1-23.
- Bappenas. (2009). *Panduan Evaluasi Kinerja Pembangunan Daerah Tahun 2009*. Direktorat Evaluasi Kinerja Pembangunan Daerah. Jakarta
- Bappenas. (2010). *Panduan Evaluasi Kinerja Pembangunan Daerah Tahun 2010*. Direktorat Evaluasi Kinerja Pembangunan Daerah. Jakarta

- Baruwadi, M. H., Akib, F. H. Y., Bakari, Y., & Saleh, Y. (2023). Determinant Factors Affecting The Allocation Of Farmers' Working Hours In Maize Farming In Gorontalo Regency, Indonesia. *Journal of Survey in Fisheries Sciences*, 1456-1464.
- Baruwadi, M. dan F.H.Y Akib. (2023). *Ekonomi Rumah Tangga (Teori dan Aplikasi pada Petani)*. Ideas Publising. Gorontalo
- Basuki, A. T. (2012). Pengembangan kawasan agropolitan. *Jurnal Ekonomi & Studi Pembangunan*, 13(1), 53-71.
- Černiauskas, N., Sologon, D. M., O'Donoghue, C., & Tarasonis, L. (2022). Income inequality and redistribution in Lithuania: The role of policy, labor market, income, and demographics. *Review of Income and Wealth*, 68, S131-S166.
- Chimhowu, A. O., Hulme, D., & Munro, L. T. (2019). The 'New'national development planning and global development goals: Processes and partnerships. *World Development*, 120, 76-89.
- Dahiri, D. (2022). Disparitas Dan Upaya Meningkatkan Kesejahteraan Petani. *Jurnal Budget: Isu dan Masalah Keuangan Negara*, 7(2).
- Dasic, B., Devic, Z., Denic, N., Zlatkovic, D., Ilic, I. D., Cao, Y., ... & Le, H. V. (2020). Human development index in a context of human development: Review on the western Balkans countries. *Brain and Behavior*, 10(9), e01755.
- Fikri, Y. T. A., & Gopar, I. A. (2021). Analisis Peningkatan Angka Pengangguran akibat Dampak Pandemi Covid 19 di Indonesia. *Indonesian Journal of Business Analytics*, 1(2), 107-116.
- Hasan, S. (2018). Sistem Perencanaan Pembangunan dalam Penataan Hukum Nasional. *Meraja journal*, 1(3).
- Kabir, K. H., Hossain, M. R., Shams, S. N., Rahman, M. S., & Islam, M. R. (2023). Post Covid-19 strategies for power and energy sectors of Bangladesh. *Energy Strategy Reviews*, 50, 101176.
- Klau, A. D., Rustiadi, E., & Siregar, H. (2019). Agropolitan Area Development Strategy Based on Corn Commodities in Malaka District East Nusa Tenggara Province. *J. Civ. Eng*, 3(6).
- Korneeva, E., Alamanova, C., Orozonova, A., Parmanasova, A., & Krayneva, R. (2023). Sustainable development of the agricultural sector of the economy. In *E3S Web of Conferences* (Vol. 431, p. 01030). EDP Sciences.
- Krisnandika, V. R., Aulia, D., & Jannah, L. (2021). Dampak Pandemi Covid-19 Terhadap Pengangguran Di Indonesia. *JISIP (Jurnal Ilmu Sosial dan Pendidikan)*, 5(4).
- Labolo, M., & Indrayani, E. (2017). Bureaucratic reform and the challenge of good governance implementation in Indonesia. *Journal Of Asian Review Of Public Affair And Policy*, 2(4), 25-47.
- Lestari, N., Pasha, P. A., Oktapianti, M., & Noviarita, H. (2021). Teori Pembangunan Ekonomi. *REVENUE: Jurnal Manajemen Bisnis Islam*, 2 (2), 95-112.
- Lestari, T. R. P. (2020). Pencapaian Status Kesehatan Ibu Dan Bayi Sebagai Salah Satu Perwujudan Keberhasilan Program Kesehatan Ibu Dan Anak. *Kajian*, 25(1), 75-89.
- Mahi, I. A. K., Trigunarso, S. I., & SKM, M. K. (2017). *Perencanaan Pembangunan Daerah Teori dan Aplikasi*. Kencana.
- Manbait, J. J., Sayrani, L. P., & Libing, Z. S. (2022). Bureaucracy Reform in Improving the Quality of Licensing Services. *Devotion Journal of Community Service*, 3(10), 979-998.
- Nasution, M. (2019). Faktor Determinan Indeks Pembangunan Manusia Di Indonesia. *Jurnal Budget: Isu dan Masalah Keuangan Negara*, 4(1), 121-143.
- Nawangsih, N. (2022). Development Strategy Agropolitan to Optimization Local Product Base Competitiveness Product. *Wiga: Jurnal Penelitian Ilmu Ekonomi*, 12(1), 55-63.
- Oktaviani, M. N., Sasongko, N. A., & Thamrin, S. (2021). Analisis Dampak Pandemi Covid-19 Terhadap Industri Ketenagalistrikan Jawa-Madura-Bali (Jamali) Dalam Perspektif Ketahanan Energi Nasional. *Ketahanan Energi*, 7(1).
- Patarai, D. M. I. (2016). *Perencanaan Pembangunan Daerah: (Sebuah Pengantar)* (Vol. 1). A. EMIL MATTOTORANG.
- Priambodo, B. (2018). Pentahapan sasaran jangka panjang, menengah, dan pendek. *Jurnal Majelis: Media Aspirasi Konstitusi*, 3(8), 1-8.
- Ruminta, R. (2016). Analisis penurunan produksi tanaman padi akibat perubahan iklim di Kabupaten Bandung Jawa Barat. *Kultivasi*, 15(1).
- Sopannah, A dan Harnovinsah. (2023). *Perencanaan Pembangunan Daerah (Teori dan implementasi)*. Scopindo Media Pustaka. Surabaya
- Setiadi, H. (2014). *Teori Perencanaan. Dasar-Dasar Teori Perencanaan*. Jakarta: Universitas Terbuka
- Sherwani, R. A. K., Kamal, S., & Abbas, S. (2017). Correlates of human development index in low, medium, high and very high human developed nations. *Pakistan Economic and Social Review*, 55(1), 31-52.
- Siwu, H. F. D. (2019). Strategi pertumbuhan dan pembangunan ekonomi daerah. *Jurnal Pembangunan Ekonomi*

- Dan Keuangan Daerah, 18(6).
- Sumardi, S. (2010). Keterkaitan Kebijakan Perencanaan Pembangunan Dan Penganggaran Daerah. *Journal of Rural and Development*, 1(1).
- Surya, B., Saleh, H., Idris, M., & Ahmad, D. N. A. (2021). Rural agribusiness-based agropolitan area development and environmental management sustainability: Regional economic growth perspectives. *International journal of energy economics and policy*, 11(1), 142-157.
- Suryono, A. (2010). *Dimensi-dimensi Prima teori pembangunan*. Universitas Brawijaya Press.
- Undang-undang (UU) Nomor 25 Tahun 2004 tentang Sistem Perencanaan Pembangunan Nasional
- Undang-undang (UU) Nomor 17 Tahun 2007 tentang Rencana Pembangunan Jangka Panjang Nasional Tahun 2005 - 2025
- Undang-undang (UU) Nomor 23 Tahun 2014 tentang Pemerintahan Daerah
- Peraturan Presiden (PERPRES) Nomor 5 Tahun 2010 tentang Rencana Pembangunan Jangka Menengah Nasional Tahun 2010 - 2014
- Peraturan Presiden (PERPRES) Nomor 32 Tahun 2011 tentang Masterplan Percepatan dan Perluasan Pembangunan Ekonomi Indonesia 2011-2025
- Peraturan Presiden (PERPRES) Nomor 48 Tahun 2014 tentang Perubahan atas Peraturan Presiden Nomor 32 Tahun 2011 tentang Masterplan Percepatan dan Perluasan Pembangunan Ekonomi Indonesia 2011-2025
- Peraturan Presiden (PERPRES) Nomor 2 Tahun 2015 tentang Rencana Pembangunan Jangka Menengah Nasional Tahun 2015 - 2019.
- Peraturan Presiden (PERPRES) Nomor 18 Tahun 2020 tentang Rencana Pembangunan Jangka Menengah Nasional Tahun 2020-2024 (Lembaran Negara Republik Indonesia Nomor 10)
- Peraturan Pemerintah (PP) Nomor 8 Tahun 2008 tentang Tahapan Tata Cara Penyusunan Pengendalian Dan Evaluasi Pelaksanaan Rencana Pembangunan Daerah
- Peraturan Daerah Provinsi Gorontalo Nomor 03 tahun 2009 tentang Rencana Pembangunan Jangka Panjang Provinsi Gorontalo Tahun 2007-2025.
- Peraturan Menteri Dalam Negeri Nomor 54 Tahun 2010 tentang Pelaksanaan Peraturan Pemerintah Nomor 8 Tahun 2008 tentang Tahapan, Tatacara, Pengendalian dan Evaluasi Pelaksanaan Perencanaan Pembangunan Daerah
- Peraturan Daerah No. 15 tahun 2013 tentang Perubahan atas Peraturan Daerah Provinsi Gorontalo Nomor 02 tahun 2012 tentang Rencana Pembangunan Jangka Menengah Provinsi Gorontalo
- Peraturan Daerah Provinsi Gorontalo Nomor 08 tahun 2017 tentang Rencana Pembangunan Jangka Menengah Provinsi Gorontalo Tahun 2017-2022
- van der Kooij, A. L., Stronks, K., Thompson, C. A., DerSarkissian, M., & Arah, O. A. (2013). The modifying influence of country development on the effect of individual educational attainment on self-rated health. *American journal of public health*, 103(11), e49-e54.
- Wang, A., & Arah, O. A. (2017). The impact of human development on individual health: a causal mediation analysis examining pathways through education and body mass index. *PeerJ*, 5, e3053.
- Wang, J., Pei, Z. K., Wang, Y., & Qin, Z. (2024). An investigation of income inequality through autoregressive integrated moving average and regression analysis. *Healthcare Analytics*, 5, 100287.